


# 664089

## INTERIOR BLOWER

### REPLACEMENT PROCEDURE



#### INTRODUCTION

Shown below, you can find the procedure that you must follow to replace interior blower cap about Denso code DEA09020  
This procedure is available for ERA code 664089.

#### INSTALLATION INSTRUCTION

Steps to follow:

- 1) Dismantling connectors



## 2) Dismantling of connectors compartment (highlighted in green)



## 3) Dismantling of anchor points




4) Unhooking of the rubber seals





5) Extracting interior blower cap



6) Unlocking of the 4 anchor points in interior blower



7) Remove the interior blower engine from its compartment



8) Use new interior blower (ERA 664089) and put together each parts, following the reverse process

